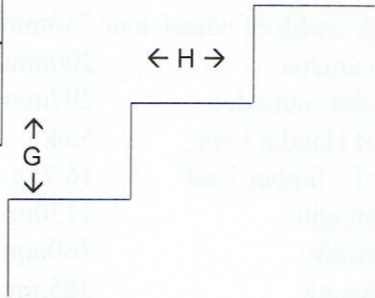




Name/Company:

Telephone:




↑ ← A → B ↓						↑ ← C → D ↓
-------------------	--	--	--	--	--	-------------------

Please help us to help you, by being kind enough to measure your stairs for the dimensions required below.

Dimensions Required:

- A' Distance between entrance doorway mm/inches
- to base of first stair
- B' Width of staircase mm/inches
- C' Dept of first landing mm/inches
- D' Width of landing mm/inches
- E' Depth of any further landing mm/inches
- F' Width of any further landing mm/inches
- G' Height of stair mm/inches
- H' Depth of Stair mm/inches

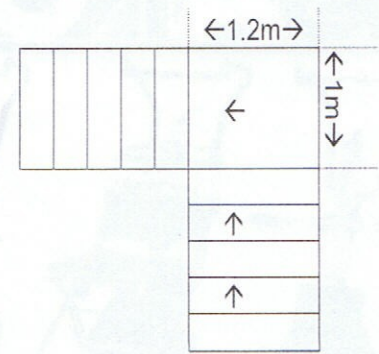


Comments:

Technical data for PT-Universal Model

Safe Working Load	130kg	(PT-Universal 130)
(passenger weight)	160kg	(PT-Universal 160)
Maximum Width of Backrest	495mm	
Max track width of wheelchair	730mm	(measured on outside of wheels)
Wheel Diameter	200mm	
Track width (outside)	297mm	
Weight of Handle Unit	5.6kg	(Incl. backrest retainer)
Weight of Climber Unit	16.7kg	(Incl. side platforms)
Overall Height	1130mm	
Overall width	760mm	(with side platforms extended)
Overall length	385mm	

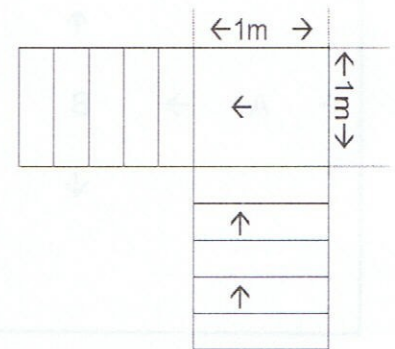
Space needed on landings



Technical data for PT-Plus Model

Safe Working Load	115kg	
(passenger weight)		
Wheel Diameter	200mm	
Track width (outside)	297mm	
Weight of Handle Unit	4.2kg	
Weight of Climber Unit	14kg	
Overall Height	1130mm	
Overall width	430mm	(without wheelchair)
Overall length	385mm	(without wheelchair)

Space needed on landings



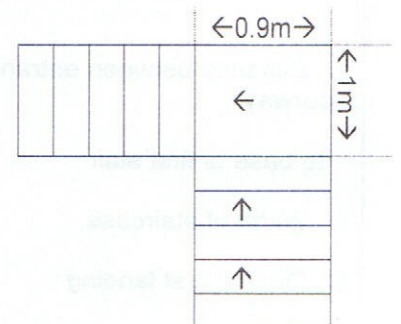
Wheelchair

Width of Seat	450mm
Diameter of wheels	610mm
Weight of wheelchair	18kg

Technical data for PT-S Model

Safe Working Load	120kg	(PT-S 120)
(passenger weight)	150kg	(PT-S 150)
Wheel Diameter	200mm	
Track width (outside)	297mm	
Weight of Handle Unit	6.7kg	(Incl. backrest and armrests)
Weight of Climber Unit	18.5kg	(Incl. seat)
Overall Height	1130mm	
Overall width	505mm	(incl. armrests)
Overall length	675mm	(600mm with seat and armrests folded away)

Space needed on landings



Technical data for PT-Outdoor Model

Safe Working Load	120kg	
(passenger weight)	150kg	
Wheel Diameter	260mm	
Track width (outside)	430mm	
Weight of Handle Unit	6.7kg	(Incl. backrest and armrests)
Weight of Climber Unit	22.3kg	(Incl. seat)
Overall Height	1130mm	
Overall width	505mm	(incl. armrests)
Overall length	675mm	(600mm with seat and armrests folded away)

Space needed on landings

